



Pennsylvania Employment Report

Joint Economic Committee

Senator Mike Lee, Chairman

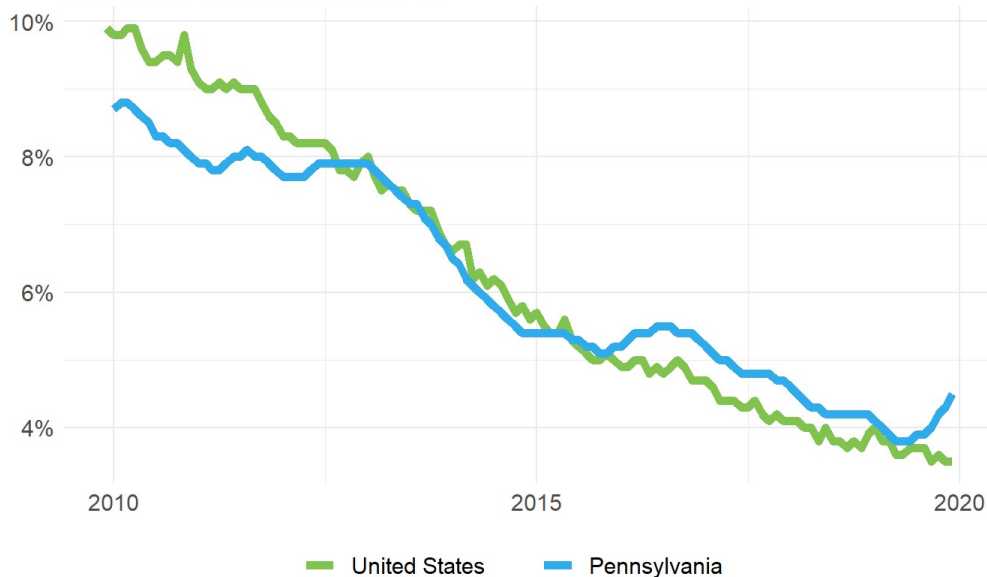
January 24, 2020

Summary

- **Pennsylvania lost 9,700 net payroll jobs and the unemployment rate rose by 0.2 percentage point to 4.5 percent in December**, according to Bureau of Labor Statistics (BLS) data released at 10:00am on January 24, 2020.
- **Over the past twelve months, Pennsylvania added 32,700 payroll jobs** and the unemployment rate rose by 0.3 percentage point from 4.2 percent.
- **In December, Pennsylvania's private sector lost 10,000 net private payroll jobs** and over the past twelve months it added 24,700 private payroll jobs in the establishment survey.
- In the household survey, the number of **unemployed rose by 10,787 on net in December**, and over the past year employment rose by 79,051.
- Pennsylvania's **labor force participation rate rose to 63.6 percent** in December from 63.4. Since last year, the labor force participation rate rose by 0.9 percentage point.
- The national unemployment rate **remained unchanged in December**. State employment and unemployment data for January is scheduled for release March 16, 2020. The national employment situation report for January will be released February 07, 2020.

Pennsylvania and U.S. Unemployment Rates

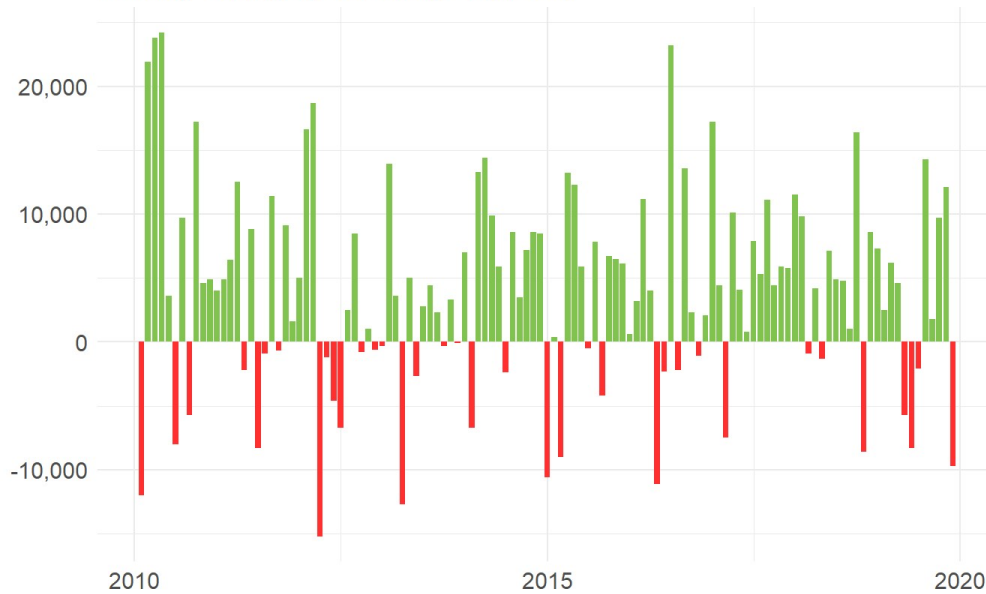
(Percent, Seasonally Adjusted)



Source: Bureau of Labor Statistics

Pennsylvania Payroll Employment

Pennsylvania Nonfarm Payroll Jobs Monthly Change (Seasonally Adjusted)



Source: Bureau of Labor Statistics

Pennsylvania lost 9,700 net payroll jobs, or -0.2 percent, on a seasonally adjusted basis during December. In the prior month, Pennsylvania added 12,100 jobs. Over the past twelve months, Pennsylvania added 32,700 payroll jobs, or 0.5 percent. Pennsylvania nonfarm payroll employment had increased in 8 of the past 12 months.

Nationally, nonfarm payrolls rose by 145,000 in December, or rose by 0.1 percent. Over the 12-month period ending with December, nonfarm payrolls rose by 2,108,000 jobs, or 1.4 percent. Pennsylvania is tied for 36th among the 50 states and the District of Columbia for percentage gain in nonfarm payroll employment over the past 12 months.

During December, Pennsylvania's private-sector lost 10,000 jobs, or approximately -0.2 percent. The private-sector in Pennsylvania added 12,100 jobs in the prior month. Over the past twelve months, private-sector payrolls in Pennsylvania added 24,700, or 0.5 percent. Pennsylvania private-sector payroll employment has increased in 8 of the past 12 months.

Nationally, private-sector payroll jobs rose by 139,000 jobs in December, or 0.1 percent. Over the past 12 months, the national payroll rose by 1,947,000 jobs in the private sector, or rose by 1.5 percent. Pennsylvania is tied for 39th among the 50 states and the District of Columbia for a percentage gain in private-sector payroll employment over the past 12 months.

Change in Pennsylvania Payroll Employment by Sector over Past 12 Months



Source: Bureau of Labor Statistics, seasonally adjusted

The best performing sectors on a seasonally adjusted basis during December were Education and Health Services (700) and Financial Activities (600). The poorest performing sectors during the month were Other Services (-2,100) and Professional and Business Services (-5,900).

The best performing sectors during the last twelve months were Professional and Business Services (13,300) and Trade, Transportation, and Utilities (8,100). The poorest performing sectors during the last twelve months were Construction (-3,300) and Manufacturing (-5,700).

Pennsylvania Labor Force Statistics

Labor Force Participation

The labor force participation rate in Pennsylvania rose to 63.6 percent in December from 63.4 percent in the prior month. At a labor force participation rate of 63.6 percent, Pennsylvania is tied for 26th in the nation. The labor force participation rate in Pennsylvania rose by 0.9 percentage point from a year earlier. The labor force participation rate is the percentage of the civilian noninstitutionalized population age 16 and older who are employed or actively looking for work.

The 10-year high for the labor force participation rate in Pennsylvania was 64 percent in March 2010. The series high for the labor force participation rate in Pennsylvania occurred in October 2008 when the labor force participation rate hit 65.5 percent. The 10-year low for the labor force participation rate was 62.4 percent, last occurring in June 2018. The series low for the labor force participation rate in Pennsylvania last occurred in March 1976 when the labor force participation rate hit 58.1 percent.

The national labor force participation rate remained steady at 63.2 percent in December. That rate rose by 0.2 percentage point from a year earlier. The all-time high for the national labor force participation rate was 67.3 percent in April 2000. The 10-year high for the national labor force participation rate was 65.2 percent in April 2010. The recent 10-year low occurred in September

2015 at a level of 62.4 percent. The series low for the national labor force participation rate was 58.1 percent in December 1954.

Employment-to-Population Ratio

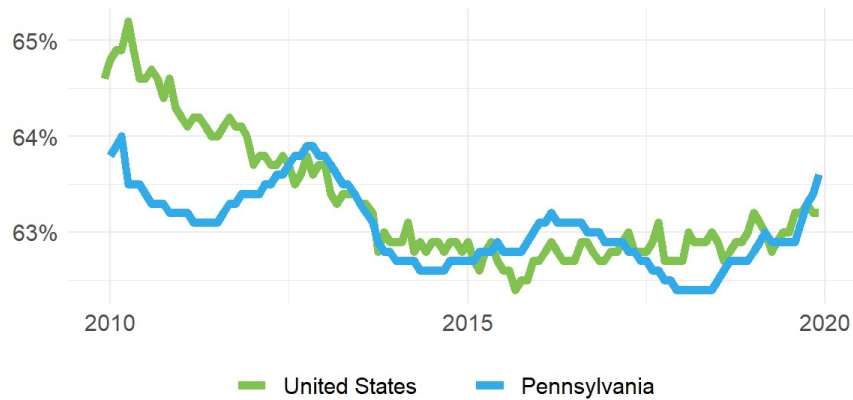
The employment-to-population ratio, or the percentage of the Pennsylvania civilian noninstitutionalized population 16 years and older counted as employed, in December remained unchanged. At 60.7 percent, Pennsylvania ranks 27th among state employment-to-population ratios in the nation. The employment-to-population ratio in Pennsylvania rose by 0.6 percentage point from a year earlier.

The 10-year high for the employment-to-population ratio in Pennsylvania was 60.7 percent last occurring in December 2019. The series high for the employment-to-population ratio in Pennsylvania last occurred in March 2001 when the employment-to-population ratio hit 62.1 percent. The 10-year low for the employment-to-population ratio was 58 percent in April 2010. The series low for the employment-to-population ratio in Pennsylvania last occurred in February 1983 when the employment-to-population ratio hit 52.1 percent.

The national employment-to-population ratio remained steady at 61 percent in December. That rate rose by 0.4 percentage point from a year earlier.

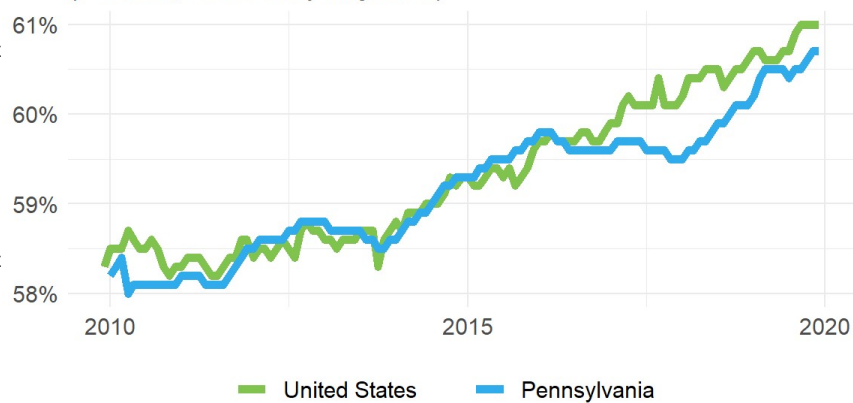
The all-time high for the national employment-to-population ratio was 64.7 percent in April 2000. The 10-year high for the national employment-to-population ratio was 61 percent in December 2019. The recent 10-year low occurred in July 2011 at a level of 58.2 percent. The series low for the employment-to-population ratio was 54.9 percent in October 1949.

Pennsylvania and U.S. Labor Force Participation Rates (Percent, Seasonally Adjusted)



Source: Bureau of Labor Statistics

Pennsylvania and U.S. Employment-to-Population Ratios (Percent, Seasonally Adjusted)



Source: Bureau of Labor Statistics